


You can access your child's *i-Ready Diagnostic* scores online at any time!

What is the *i-Ready Diagnostic*?

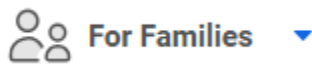
The Diagnostic is an adaptive assessment that identifies students' strengths and opportunities for growth. That information helps determine how to best support their learning. Watch this [video](#) to learn more.

How can I access my student's results?

1. Visit i-ReadyConnect.com and log in using the credentials below:
 - a. Username = School ID number (you can find this in Alma)
 - b. Password = telra
2. From here, you will follow one of two paths depending on the grade of your child
 - a. Older grades
 - i. **Select** Math or Reading
 - ii. Look for the **"Families"** icon and click it:



1. Younger grades
 - i. Click the **For Families** drop down icon



3. Click to select the **For Families** report.
4. Enter the Telra District Report Code: **SZ0HN7**

How should I interpret my student's results?

How is my student doing overall?

The goal is for your student to achieve performance levels that meet or exceed the expectations set for their grade level.

On the For Families report, the **A** blue bar(s) on the graph and the corresponding **B** placement level(s) indicate how your student performed on each test in relation to their grade level, which is indicated by the **C** green shading. The **D** National Norm percentile below the graph indicates how your student performed in relation to students in the same grade level nationwide.

How is my student doing in specific learning areas?

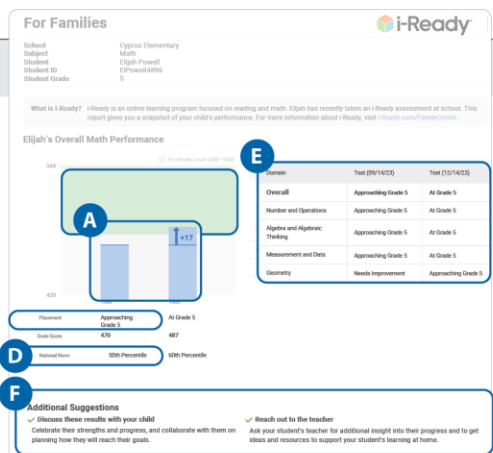
It is important to understand how your student did in more specific learning areas, which are called domains. The **E** domain table shows how your student did in specific domains and helps teachers know where to build on strengths and focus their instructional support.

How is my student progressing over time?

The goal is for your student to be making progress in their learning. After your student has taken more than one Diagnostic in the school year, you will see results for each Diagnostic, which includes your student's progress overall and within each domain.

How can I support my student at home? **F** Additional Suggestions

Celebrate your student's strengths and progress so they can feel motivated and ready to work on their goals. Contact your student's teacher for additional insight into their progress and to get resources that can support your student's learning at home.



For more information and support, visit the [i-Ready Family Center: Understanding Diagnostic Results](#).

Thank you again for your continued partnership and support of your student's learning.